

# Vanguide Release 6.0.R00A CD-ROM README

## Release Information

---

## Overview

### Introduction

This document updates release information for the Vanguide Release 6.0.R00A CD-ROM. All Vanguard Release 6.0.R00A documentation included on this CD-ROM pertains to Release 6.0.R00A software.

Before you install the Release 6.0.R00A software read the Software License Agreement at the end of this document.

#### ■ Note

Beginning with Release 5.3, the Vanguide and Vanguide Plus CD-ROMs were consolidated into one CD called Vanguide CD-ROM with Software Builder. Vanguard Software Builder is now included on the Vanguide CD-ROM. This software application was previously available as a separate product on the Vanguide Plus! CD-ROM.

### Software Release Support

The following table summarizes software release supported with each CD-ROM:

	<b>Supported on the following CD-ROM...</b>	
<b>Software Release</b>	<b>Default Images</b>	<b>Software Builder</b>
6.0.R00A	Vanguide Release 6.0.R00A CD-ROM	
5.6	Vanguide Release 5.6 CD-ROM	
5.5	Vanguide Release 5.5 CD-ROM	
5.4	Vanguide Release 5.4 CD-ROM	
5.3M 5.0C	Vanguide 5.3M CD-ROM	
5.3	Vanguide 5.3 CD-ROM	
5.2M	Vanguide 5.2M CD-ROM	Vanguide Plus! 5.2M - Year 2000 Ready CD-ROM
5.2.31 5.1M.A3 5.0B.03	Vanguide 5.2 - Year 2000 Ready CD-ROM	Vanguide Plus! 5.2 Year 2000 Ready CD-ROM



T0055-10 B

---

**Trademarks**

Vanguide, Vanguard, and Vanguard Applications Ware are trademarks or registered trademarks of Vanguard Managed Solutions, LLC.

These are trademarks or registered trademarks of their respective companies:

- Adobe, Acrobat- Adobe Systems Incorporated
- PAD-Scope - Symbiotic Services LLC
- Pentium - Intel
- Microsoft Windows NT, Windows 2000, Windows 95, Windows 98 - Microsoft Corporation

---

**We Welcome Your Comments**

We welcome your comments and suggestions for improvements to the Vanguide CD-ROM. Please E-mail your comments to:

**[Vanguide@VanguardMS.com](mailto:Vanguide@VanguardMS.com)**

For technical assistance on the operation of the Vanguide CD-ROM, please contact Technical Support in the United States at 1-800-544-0062. Outside the United States, please contact your representative.

For updates on the Vanguide CD-ROM, visit the following website (Vanguide Folder):

**<http://www.vanguardms.com/customersupport/pub/networking>**

For more information on our products, visit our web site at:

**<http://www.vanguardms.com>**

Updates to product documentation are posted frequently to the Vanguard Managed Solutions Product Documentation web site at:

**<http://www.vanguardms.com/documentation>**

**In This Notice**

<b>Topic</b>	<b>See Page</b>
<a href="#">System Requirements .....</a>	3
<a href="#">What's New .....</a>	4
<a href="#">Welcome to the Vanguide CD-ROM .....</a>	6
<a href="#">Vanguide Application Set .....</a>	9
<a href="#">Limitations .....</a>	11
<a href="#">Software License Agreement .....</a>	13

---

## System Requirements

---

### Introduction

This section identifies the minimum system requirements needed to use the Vanguide Release 6.0.R00A CD-ROM.

#### ■ Note

Starting with Release 5.3, the Vanguide CD-ROM does not operate on the Macintosh platform.

---

### PC Requirements

The minimum requirements to use the PC Windows-based applications are:

- 66 MHz, 486-based PC (Pentium PC is recommended)
- 50MB of hard disk space
- 32MB RAM
- 16MB of Virtual Memory space
- Windows NT 4.0 or Windows 2000, Windows 98, Windows 95
- SVGA color monitor (640x480, 256 colors)
- 16-bit sound card
- 4 x CD-ROM (Higher-speed CD-ROM recommended)
- RS-232C high-speed serial port (16550A/16650A UART)
- Internet browser (Netscape Navigator Version 3.04 or later, Microsoft Internet Explorer Version 3.02 or later)

---

### Building Older Images

Follow the instructions listed to revert back to an older build image. Example: If you have installed the Vanguide Application Release 6.0.R00A from the 6.0.R00A CD and you need to build an image created before the 6.0.R00A release (5.6.R000). (DRFaa18867)

- 1) Start Vanguide Software Builder, insert the older Vanguide release CD (5.6.R000 CD) into the CD driver.
  - 2) In Vanguide Software Builder, select "Settings" menu, then change "CD ROM directory:" to: D:\Motorola (if D is the CD driver name)
  - 3) You are now able to build an image for a release before 6.0.R00A.
-

## What's New

# What's New

---

### Introduction

This section describes material new with this release.

---

### Updates and Changes

The Vanguide Release 6.0.R00A CD-ROM contains the following updates and changes:

- Release 6.0.R00A Vanguard Applications Ware and MIB modules for the following Vanguard products:
  - Vanguard 320
  - Vanguard 340
  - Vanguard 6400 Series
  - Vanguard 6560
  - Vanguard 6435
  - Vanguard 6455
  - Vanguard 7310
  - Vanguard 7330
- The Unlocking Utility provides access to the licensed Vanguard Application Ware Release 6.0.R00A with licensed Serial Numbers received from Vanguard Managed Solutions.
- Vanguide Application Set 3.0
- Vanguard Software Builder support for Applications Ware Release 6.0.R00A
- Updated user documentation
- Updated BrowseCD
- Vanguard Embedded Web Navigator

---

### Software Builder

These enhancements were made to Software Builder:

#### Required License

A *Required Licenses* item was added to Software Builder DES files. If you select View Description File from the View menu in Software Builder, a list of all required license combination is displayed.

With the *Required Licenses* information in DES file, you can export license information generated from Software Builder to other applications.

#### Free Flash Space

The actual amount of free flash space is now displayed in the Software Builder screen when an image has been built. The amount of free flash space is displayed as:

- Estimated Free Flash Space - when no image has been built. The number is displayed in blue color if positive or in red if negative.
- Actual Free Flash Space - after the image has been successfully or unsuccessfully built. The number is displayed in yellow if positive, and in red when negative.

## What's New

Both values are also stored in the DES file. If you modify any selections in the Features/Protocols list, the Actual Free Flash Space becomes Estimated Free Flash Space again.

### Release 6.0.R00A Supports the Vanguard 7300 Series Routers

The Vanguard 7300 family of high-performance, redundant, multiservice routers introduces Models 7310 and 7330 with the following features and port capacities:

- CompactPCI architecture designed for carrier class requirements.
- Rack-mountable 5-slot and 8-slot chassis with AC or DC power.
- MCP750 processor card with industry-standard peripheral and I/O options.

<b>Port Capacities</b>	<b>Vanguard 7310</b>	<b>Vanguard 7330</b>	<b>Per 7-foot Rack</b>
Ethernet	4	4	20
T1/E1/PRI	48	84	420
Voice Channels -- T1	192	336	1680
Voice Channels -- E1	240	420	2100
Serial Ports: X.21, V.35/V.36, EIA232, EIA530	32	56	280
Power Supplies	1	2	10

The *Vanguard 7300 Installation Guide* (Part Number T0185) is included on this CD-ROM. For further information about the Vanguard 7300 please contact your Vanguard Managed Solutions representative.

#### ■ Note

Release 6.0.R00A of the Vanguard Applications Ware software supports the Vanguard 7300 series routers.

### Vanguard Memory Requirements

Release 6.0.R00A may require additional memory in order to use certain software features on various Vanguard products. We strongly recommend that you maximize memory in all Vanguard products in order to run Release 6.0.R00A. Future releases of Vanguard Applications Ware software may require the maximum amount of memory.

For more information on the memory required for your Vanguard unit, refer to the Vanguard Applications Ware Release 6.0.R00A Software Release Notice.

## Welcome to the Vanguard CD-ROM






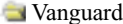






### Introduction

Intended for a network provider and the end-user of Vanguard products, the Vanguard CD-ROM provides these tools and support materials:

- The Vanguard Application Set, tools to update Vanguard Applications Ware to get your Vanguard hardware up and running quickly and easily.
- Vanguard Applications Ware.
- Product documentation.

### What's On This CD-ROM

This table describes the directories found on the Vanguard CD-ROM.

<b>Folder</b>	<b>Contents</b>
 Acrobat	Acrobat Reader 4.0 with Search for Windows. When installing Acrobat (4.0 or greater) Reader, you may be required to accept the Software Licence Agreement. Accept, Acrobat Reader is freeware.
 Install	Contains these executable files: <ul style="list-style-type: none"> <li>• Vgsetup.exe (Used to install the Vanguard Application Set)</li> <li>• Unlock.exe (Unlocking Utility for the Vanguard Applications Ware)</li> </ul>
 Manuels  Docfiles  manuals.pdf	Product documentation (in PDF format) for the following products: <ul style="list-style-type: none"> <li>• Vanguard Release 6.0.R00A User Manuals</li> <li>• Vanguard Applications Ware</li> <li>• Vanguard Application Set</li> </ul> The MANUALS.pdf file provides an overview and links to all documents on this CD-ROM.
 Vanguard  Mibs  Sfw_imgs  sfw_mods	Contains the following subdirectories of tools and software: <ul style="list-style-type: none"> <li>• MIBs - SNMP MIB files for current release</li> <li>• SFW_IMGS - default Vanguard Applications Ware images (requires license for access)</li> <li>• SFW_MODS - software modules for the current release</li> </ul>
 WebCD  images  Software	HTML files providing an overview of the contents of this CD-ROM. Can be used with an internet browser (not provided).

*Welcome to the Vanguard CD-ROM*

---

**BrowseCD**

BrowseCD provides quick access to the contents of this CD-ROM using HTML files. This eliminates the need to search through the CD-ROM directory. You must have an Internet browser installed on your system to use BrowseCD.

Use the File --> Open menu option of your Internet browser to view the BrowseCD.html file, or double-click the file.

---

**Training**

Vanguard Managed Solutions has a classroom-based or independent study course designed to help enhance your knowledge in network sales, design, and operations. Use this URL to access the training web site:

**<http://www.vanguardms.com/training>**

---

**Vanguard MIBs**

The \VANGUARD\MIBS directory of the CD-ROM includes SNMP MIBs for the Vanguard, 650D, and the 6500Plus Series products. A summary of the Vanguard SNMP MIB files is provided in the MIBs.pdf file. To obtain updates or new SNMP MIBs, visit the Vanguard CD-ROM website at:

**<http://www.vanguardms.com/customersupport/pub/MIBs>**

Links to MIBs for each release are provided at this website.

---

**PAD-Scope,  
Remote Datascope  
Monitoring Utility**

The PAD-Scope software from Symbiotic Services LLC is used to remotely monitor a Vanguard that has the Remote Datascope feature enabled. The URL for PAD-Scope can be found at:

**<http://www.symservices.com/products/>**

Padscope Win32 version is available for downloading.

---

**Configuration  
Wizard**

Vanguard Configuration Wizard is a Windows-based intelligent Wizard application that guides you through the Vanguard products configuration process. The URL for Configuration Wizard can be found at:

**<http://www.vanguardms.com/customersupport/drivers.html>**

---

## Vanguard Embedded Web Navigator

The Vanguard Embedded Web Navigator allows web management through a browser. This new feature is available for use on all Vanguard Products. The navigator, embedded inside the Vanguard products, provides web management functionality for the Vanguard Managed Solutions family of products. Using any web browser, such as Netscape or Internet Explorer (IE) you can access the web navigator through a TCP/IP network.

Vanguard Web Navigator allows you to:

- Configure nodes
- Browse statistic information
- Control network devices remotely
- Monitor ports in real-time
- Access multiple control terminal port (CTP) simultaneously
- Access multiple browser sessions
- View and save software description files (DES) and configuration scripts

---

## Web Access

To access the Vanguard Web Navigator:

### Vanguard Web Navigator

<b>Step</b>	<b>Procedure</b>
<b>1</b>	Connect your Vanguard to a TCP/IP Network.
<b>2</b>	Enable the Web Server: Go to the <b>Main Menu-&gt; Configuration-&gt;Configure httpd-&gt;Enable Embedded Web Server-&gt;Enable</b> (where http is the web access protocol).
<b>3</b>	Enter the IP address of your Vanguard into your web browser: Example: http://150.83.12.xx
<b>4</b>	Now you are able to get statistics and control the network device.

### ■ Note

Multiple users are able to access the Vanguard device at the same time.

---

## User Documentation

This CD-ROM contains product documentation for the following products:

- Vanguard hardware, 650 Series, and 6500Plus
- Vanguard Applications Ware
- Vanguide Application Set

All documentation is provided in PDF format which you can view, search, and print using Adobe Acrobat Reader 4.0 with Search. An overview and navigation links to all documents are provided in the MANUALS.pdf file located in the MANUALS directory.

---



## Vanguide Application Set

**Description** The Vanguide Application Set consists of these PC/Windows-only applications:

<b>Application</b>	<b>Description</b>
Vanguard Software Builder	<p>Included in the Vanguide Application Set is an innovative application called the Vanguard Software Builder. The Vanguard Software Builder enables you to define and create application-specific software for the Vanguard products, based on the needs of your network.</p> <p>You can easily achieve improved node performance by loading only the software images required by your network node. By loading only the required software, you increase the amount of memory buffer space allocated to the operation of the node.</p>
Vanguard Configuration Loader	<p>The Vanguard Configuration Loader is an intuitive application tool which simplifies the process of loading and retrieving CMEMs. This permits the user to model and exercise the various network parameters when fine-tuning networks. This utility performs a device node boot after loading the CMEM file.</p>
Vanguard Software Loader	<p>The Vanguard Software Loader lets you load the Vanguard Applications Ware software images onto your Vanguard hardware (license required for access). The contents of each Applications Ware are described in the Vanguard Software Release Notice located in the MANUALS directory, and at this web site:</p> <p><b><a href="http://www.vanguardms.com/documentation">http://www.vanguardms.com/documentation</a></b></p> <p>The Vanguard Applications Ware software is provided in the Vanguard/SFW_IMGS directory. This directory provides sub-directories named for each Vanguard hardware platform.</p> <p>The Software Loader performs a device node boot after loading the software image.</p>
Vanguard Terminal Emulation	<p>The Terminal Emulation feature allows any PC to Telnet or to connect directly (using the PC's serial or COM port) to a Vanguard for Control Terminal Port (CTP) access.</p>
Vanguide Application Manager	<p>The Vanguide Application Manager is an easy-to-use graphical user interface that allows you to select and use each installed program of the Vanguide Application Set.</p>
Help	<p>Online Help files are provided with the Vanguide Application Set. To access the Help files, click on the Help button provided in the Vanguide Application Manager.</p>

---

## **Unlocking Software**

With each software license, you receive a serial number corresponding to the specific Applications Ware, software release, and product. To unlock the Applications Ware you need the Unlocking Utility.

The Unlocking Utility is a Windows tool that unlocks Vanguard Applications Ware using the serial number provided with the software license. Each software license provides a serial number that corresponds only to a specific Applications Ware, product and release.

When using Software Builder, enter the serial number for each software license before attempting to create custom software images. The *Vanguard Software Builder Manual* (Part Number T0030) provides more information on how to enter the serial numbers in the Options dialog box.

---

## Limitations

# Limitations

---

### Introduction

This section lists limitations that exist in this CD-ROM.

---

### Vanguide Application Installer

These limitations apply to Software Builder:

#### **Windows NT System DLL Error**

In Windows NT, you might experience a System DLLs Missing or Corrupt error message when starting the Vanguide Application Installer. This problem might be caused by system DLL corruption.

*Workaround:* Restore the VER.DLL and DDEML.DLL from the Windows NT System Disk or CD-ROM. Check the location of the TEMP directory and ensure that the TEMP directory is not full.

---

### Vanguard Configuration and Software Loaders

These limitations apply to the Configuration and Software Loaders:

#### **TCP/IP Connection**

Configuration and Software Loaders can cause Windows NT to dial up a TCP/IP connection and cause a General Protection Fault.

*Workaround:* To prevent Windows NT from dialing up the TCP/IP connection, open the Windows NT Control Panel, click the Internet Icon from the Connection dialog, and uncheck the "Connect to the Internet as needed" box.

#### **High-Speed COMM Port Transmission for the Vanguard products**

You might experience a transmission failure when using the Vanguard Software Loader to transfer an image to a Vanguard product through the COMM Port connection at high speed.

*Workaround for Windows NT:* Disable the FIFO Enabled property of the COM port in the Windows NT control panel.

#### **Image File Transformation Failure**

The Vanguard Software Loader lets you transfer images through TFTP to the remote node devices via LAN or WAN. To do this, you must properly configure IP for LAN, and SIP or SWIP for WAN, to set up the TELNET and TFTP sessions in the remote node devices. The Software Loader launches the TFTP server to talk to the TFTP agent in the remote node device, and transfer the image files to the node via the network (LAN and/or WAN). During this file transfer process, significant delay caused by heavy network traffic, or an interruption introduced to the remote device (such as power shock or cable disconnection) can result in an image file transformation failure.

*Workaround:* On-site service might be required for the remote device to recover from the lost image. For this reason, perform a TFTP remote file transfer during low network traffic hours, and double-check the IP configuration before sending the image to the remote node device.

## Limitations

### Vanguard Software Builder

These limitations apply to Software Builder:

#### Selecting more than one LLC Conversion Feature for "AS/400 5494 Communication Server" and/or "BISYNC to SNA Conversion"

When you choose more than one LLC Conversion feature by checking the check boxes, the selections may not appear to be selected in the radio buttons under the "AS/400 5494 Communication Server" and/or "BISYNC to SNA Conversion" features. There may be confusion as to the inclusion of these selected LLC features in the final image. (DRFaa17757)

*Workaround:* As long as desired LLC features are selected once, it is included in the final image irrespective of its selection status under "AS/400 5494 Communication Server" and/or "BISYNC to SNA Conversion" features. To verify, select the desired LLC features and then click **Description File** available on the **View** menu of the Vanguard Software Builder. Each of the LLC features that are included in the image will be represented by their short name. Following are the short names of features:

- LLC-ETH (LLC Ethernet Conversion)
- LLC-TR (LLC Token Ring Conversion)
- LLC-FR (LLC Frame Relay Conversion)

#### ODBC (Open Database Connectivity) Data Source Registration

On some Windows NT 4.0 workstations, you might have problems with ODBC Data Source Registration during the installation of Vanguard Software Builder if you are not a primary user.

*Workaround:* This problem is caused by the registry key access permissions in Windows NT 4.0. To perform steps 3 and 4 below, you might need administrator privileges.

#### Unable to register ISAM msrd235.dll Message

During installation, when prompted with the message **Unable to register ISAM msrd2x35.dll** you must quit the installation program and perform these steps:

<b>Step</b>	<b>Action</b>
<b>1</b>	Run regedt32.exe. (This file is located in the Winnt\System32 directory on your computer.)
<b>2</b>	Select the HKEY_LOCAL_MACHINE window.
<b>3</b>	Remove the HKEY_LOCAL_MACHINE\SOFTWARE\Microsoft\Jet\3.5\Engines\Jet 2.x registry key.
<b>4</b>	Remove the HKEY_LOCAL_MACHINE\SOFTWARE\Microsoft\Jet\3.5\ISAM Formats\Jet 2.x registry key.
<b>5</b>	Run the Vanguide Application Set Installation Program again (VGSETUP.EXE).

## Software License Agreement

---

### Introduction

This section details to the Release 6.0.R00A Software License Agreement.

#### ■ Note

You must read this information before you install the software.

---

### Legal Notices

LEGAL NOTICES: BY CLICKING ON THE "I AGREE" BUTTON AT THE BOTTOM OF THIS WINDOW, YOU ARE CONSENTING TO BE BOUND BY AND ARE BECOMING A PARTY TO THIS AGREEMENT. IF YOU DO NOT AGREE TO ALL OF THE TERMS OF THIS AGREEMENT, CLICK THE CANCEL BUTTON AND DO NOT INSTALL THE SOFTWARE. THE FOLLOWING AGREEMENT IS A LEGAL AGREEMENT BETWEEN YOU (EITHER AN INDIVIDUAL OR ENTITY), AND VANGUARD MANAGED SOLUTIONS, (FOR ITSELF AND ITS LICENSORS). THE RIGHT TO USE THIS PRODUCT IS SOLD ONLY ON THE CONDITION THAT YOU AGREE TO THE FOLLOWING LICENSE.

NOTICE (APPLICABLE IF THE SOFTWARE AND/OR DOCUMENTATION ARE BEING ACQUIRED FOR END USE BY THE FEDERAL GOVERNMENT) - THE SOFTWARE AND DOCUMENTATION PROVIDED BY VANGUARD MANAGED SOLUTIONS ARE RESTRICTED COMPUTER SOFTWARE, AS DEFINED IN FEDERAL ACQUISITION REGULATION (FAR) CLAUSE 52.227-19.

**Grant of License.** Subject to the following terms and conditions, Vanguard Managed Solutions, grants to you a non-exclusive license to use on a single piece of equipment only one copy of: 1) the Vanguard Applications Ware™ software image contained on this disk (which may have been pre-loaded on the equipment) or as modified using the Vanguard Software Builder application, for which you have paid an associated license fee; 2) any additional software contained on this disk or pre-loaded on the equipment for which a license fee is required if such license fee has been paid; and 3) all remaining software contained on this disk (the Software). Please refer to the Vanguard Applications Ware™ Software Release Notice for a listing of the Vanguard Applications Ware™ Software feature sets and their components which may be used under this license to modify the licensed Vanguard Applications Ware™ Software images using the Vanguard Software Builder application. You may make two additional copies of the Software, but only for backup, archival, or disaster recovery purposes. On any copy you make of the Software, you must reproduce and include the copyright and other proprietary rights notice contained on the copy we have furnished you of the Software. If the Software is an upgrade, update, patch, new release, enhancement or replacement of a prior version of Software, the prior version of Software shall not be used further or transferred and all copies of the prior version of Software shall be destroyed. If this Software is replaced with an upgrade, update, patch, new release, enhancement or replacement and that Software is not accompanied by a license agreement, then the terms and conditions of this License shall apply.

**United States Government Licensing Provisions.** In the event that the end user Licensee is the United States Government or a United States Government agency, then the provisions of this section also apply. Use, duplication or disclosure of Vanguard Managed Solutions Software and associated documentation under Vanguard Managed Solutions copyrights and/or trade secret rights are subject to the restrictions set forth in subparagraphs (c)(1) and (2) of the Commercial Computer Software-Restricted Rights clause at FAR 52.227-19 (JUNE 1987), if applicable, unless being provided to the Department of Defense. If being provided to the Department of Defense, use, duplication, or disclosure of Software and associated documentation is subject to the restricted rights set forth in subparagraph (c)(1)(ii) of the Rights in Technical Data and Computer Software clause at DFARS 252.227-7013 (OCT 1988), if applicable. Software and associated documentation may or may not include a Restricted Rights notice, or other notice referring specifically to the terms and conditions of this Agreement. The terms and conditions of this Agreement shall each continue to apply, but only to the extent that such terms and conditions are not inconsistent with the rights provided to the Licensee under the aforementioned provisions of the FAR or DFARS, as applicable to the particular procuring agency and procurement transaction.

**Ownership.** Vanguard Managed Solutions (or its supplier) retains all title, ownership and intellectual property rights to the Software and any copies, including translations, compilations, derivative works (including built Vanguard Applications Ware™ images) partial copies and portions of updated works. The Software is Vanguard Managed Solutions (or its supplier's) confidential proprietary information. The software is protected by copyright, including without limitation by United States Copyright Law, international treaty provisions and applicable laws in the country in which it is being used. You agree not to disclose it or make it available to anyone without Vanguard Managed Solutions written authorization. You will exercise no less than reasonable care to protect the Software from unauthorized disclosure. You agree not to disassemble, decompile or reverse engineer the Software to the extent not prohibited by law.

**Termination.** This License is effective until terminated. This License will terminate immediately without notice from Vanguard Managed Solutions or judicial resolution if you fail to comply with any provision of this License. Upon such termination you must destroy the Software, all accompanying written materials and all copies thereof, and the sections entitled Limited Warranty, Limitation of Remedies and Damages, and General will survive any termination.

**Limited Warranty.** Vanguard Managed Solutions warrants for a period of ninety (90) days from Vanguard Managed Solutions or its customer's shipment of the Software to you that (i) the disk(s) on which the Software is recorded will be free from defects in materials and workmanship under normal use and (ii) the Software, under normal use, will perform substantially in accordance with Vanguard Managed Solutions published specifications for that release level of the Software. The written materials are provided "AS IS" and without warranty of any kind. Vanguard

**Software License Agreement**

Managed Solutions entire liability and your sole and exclusive remedy for any breach of the foregoing limited warranty will be, at Vanguard Managed Solutions option, replacement of the disk(s), provision of downloadable patch or replacement code, or refund of the unused portion of your bargained for contractual benefit up to the amount paid for this Software License.

THIS LIMITED WARRANTY IS THE ONLY WARRANTY PROVIDED BY VANGUARD MANAGED SOLUTIONS, AND VANGUARD MANAGED SOLUTIONS AND ITS LICENSORS EXPRESSLY DISCLAIM ALL OTHER WARRANTIES, EITHER EXPRESS OF IMPLIED, INCLUDING BUT NOT LIMITED TO IMPLIED WARRANTIES OF MERCHANTABILITY AND FITNESS FOR A PARTICULAR PURPOSE AND NONINFRINGEMENT. VANGUARD MANAGED SOLUTIONS DOES NOT WARRANT THAT THE OPERATION OF THE SOFTWARE WILL BE UNINTERRUPTED OR ERROR-FREE, OR THAT DEFECTS IN THE SOFTWARE WILL BE CORRECTED. NO ORAL OR WRITTEN REPRESENTATIONS MADE BY VANGUARD MANAGED SOLUTIONS OR AN AGENT THEREOF SHALL CREATE A WARRANTY OR IN ANY WAY INCREASE THE SCOPE OF THIS WARRANTY. VANGUARD MANAGED SOLUTIONS DOES NOT WARRANT ANY SOFTWARE THAT HAS BEEN OPERATED IN EXCESS OF SPECIFICATIONS, DAMAGED, MISUSED, NEGLECTED, OR IMPROPERLY INSTALLED. BECAUSE SOME JURISDICTIONS DO NOT ALLOW THE EXCLUSION OR LIMITATION OF IMPLIED WARRANTIES, THE ABOVE LIMITATIONS MAY NOT APPLY TO YOU.

**Limitation of Remedies and Damages.** Regardless of whether any remedy set forth herein fails of its essential purpose, IN NO EVENT SHALL VANGUARD MANAGED SOLUTIONS OR ANY OF THE LICENSORS, DIRECTORS, OFFICERS, EMPLOYEES OR AFFILIATES OF THE FOREGOING BE LIABLE TO YOU FOR ANY CONSEQUENTIAL, INCIDENTAL, INDIRECT, SPECIAL OR SIMILAR DAMAGES WHATSOEVER (including, without limitation, damages for loss of business profits, business interruption, loss of business information and the like), whether foreseeable or unforeseeable, arising out of the use or inability to use the Software or accompanying written materials, regardless of the basis of the claim and even if Vanguard Managed Solutions or a Vanguard Managed Solutions representative has been advised of the possibility of such damage. Vanguard Managed Solutions liability to you for direct damages for any cause whatsoever, regardless of the basis of the form of the action, will be limited to the price paid for the Software that caused the damages. THIS LIMITATION WILL NOT APPLY IN CASE OF PERSONAL INJURY ONLY WHERE AND TO THE EXTENT THAT APPLICABLE LAW REQUIRES SUCH LIABILITY. BECAUSE SOME JURISDICTIONS DO NOT ALLOW THE EXCLUSION OR LIMITATION OF LIABILITY FOR CONSEQUENTIAL OR INCIDENTAL DAMAGES, THE ABOVE LIMITATION MAY NOT APPLY TO YOU.

**Transfer.** In the case of software designed to operate on Vanguard Managed Solution equipment, you may not transfer the Software to another party except: (1) if you are an end-user, when you are transferring the Software together with the Vanguard Managed Solutions equipment on which it operates; or 2) if you are a Vanguard Managed Solutions licensed distributor, when you are transferring the Software

**Software License Agreement**

either together with such Vanguard Managed Solutions equipment or are transferring the Software as a licensed duly paid for upgrade, update, patch, new release, enhancement or replacement of a prior version of the Software. If you are a Vanguard Managed Solutions licensed distributor, when you are transferring the Software as permitted herein, you agree to transfer the Software with a license agreement having terms and conditions no less restrictive than those contained herein. You may transfer all other Software, not otherwise having an agreed restriction on transfer, to another party. However, all such transfers of Software are strictly subject to the conditions precedent that the other party agrees to accept the terms and conditions of this License, and you destroy any copy of the Software you do not transfer to that party. You may not sublicense or otherwise transfer, rent or lease the Software without our written consent. You may not transfer the Software in violation of any laws, regulations, export controls or economic sanctions imposed by the U.S. Government.

**General.** Massachusetts law governs this license. The terms of this license are supplemental to any written agreement executed by both parties regarding this subject and the Software Vanguard Managed Solutions is to license you under it, and supersedes all previous oral or written communications between us regarding the subject except for such executed agreement. It may not be modified or waived except in writing and signed by an officer or other authorized representative of each party. If any provision is held invalid, all other provisions shall remain valid, unless such invalidity would frustrate the purpose of our agreement.

---

**Rights Notification**

The documents contained in this CD-ROM are confidential and proprietary to Vanguard Managed Solutions (or its suppliers) and can not be copied, reproduced, disclosed to others, published, or used, in whole or in part, for any purpose other than that for which it is being made available without the express prior written permission of an officer of Vanguard Managed Solutions. These documents are protected pursuant to applicable copyright laws, including the US Copyright Act.

---

**Restricted Rights  
Notification - U.S.  
Government Users**

This software and/or the software (including firmware) addressed in documentation on which this notice appears is provided to the US Government under agreement that grants the government the minimum "restricted rights" in the software, as defined in the Federal Acquisition Regulation (FAR) or the Defense Federal Acquisition Regulation Supplement (DFARS), whichever is applicable.

If the software is procured for use by the U.S. Department of Defense, the following legend applies:



**Software License Agreement**

**Restricted Rights  
Legend**

---

Use, duplication, or disclosure by the U.S. Government is subject to restrictions as set forth in subparagraph (c)(1)(ii) of the Rights in Technical Data and Computer Software clause at DFARS 252.227-7013.

If the software is procured for use by any U.S. Government entity other than the Department of Defense, the following notice applies:

Notwithstanding any other lease or license agreement that may pertain to, or accompany the delivery of this computer software, the rights of the government regarding its use, reproduction, and disclosure are as set forth in FAR 52.227-19(C).

Unpublished - rights reserved under the copyright laws of the United States.

Copyright 2002 All Rights Reserved Part No: T0055-10, Revision B	Vanguard Managed Solutions LLC 575 West Street Mansfield, MA 02048 USA
--	--

---